

Sharing on English Language

Primary 2
2025



Overview

1. STELLAR Curriculum
2. Language Components
3. Holistic Assessment at P2
4. Home Support




A Parents' Guide to **STELLAR: Strategies for English Language Learning and Reading**



A new English Language Curriculum for Primary Schools in Singapore

The **STELLAR** Vision

- Children who love reading and
- Have a strong foundation in the English Language



How a **STELLAR** lesson looks like...

1. Shared Reading Experiences

Children read a storybook with their teacher and engage in discussions with their teacher and peers.


3. Language Use Activities in Learning Centres

The teacher prepares mini lessons based on specific needs of children to prepare them for reading & writing activities; e.g. grammar, vocabulary, word recognition, decoding skills, spelling etc.

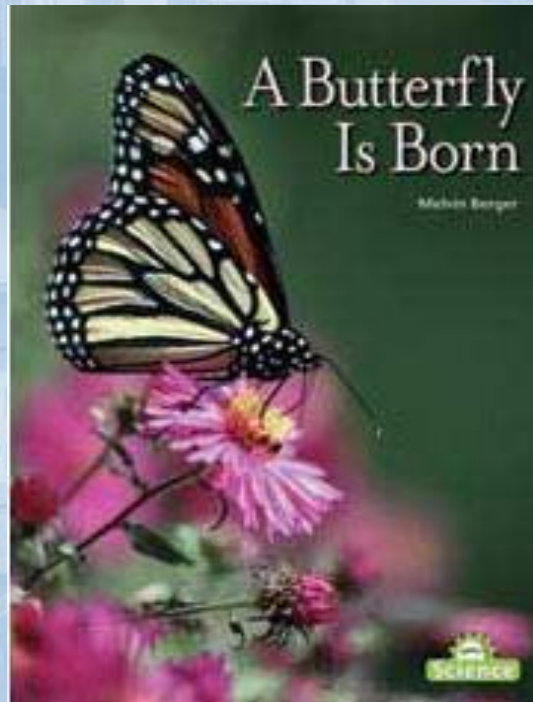
2. Shared Writing Experiences

The teacher models writing using children's language. Children engage in writing together and independently.


Examples of STELLAR Titles



Fiction texts



Non-Fiction texts



Local context text



English Language Syllabus 2020

STELLAR 2.0 focuses on developing the following areas of language learning:

- Listening & Viewing
- Reading & Viewing
- Speaking & Representing
- Writing & Representing
- Grammar
- Vocabulary



English Language Syllabus 2020

Empathetic communicators

who possess the values, dispositions and skills to listen actively to different perspectives; communicate confidently, effectively and sensitively while collaborating with others to work towards shared goals; and balance an appreciation of the Singapore spirit with multi-ethnic and multicultural sensitivities.

Discerning readers

who possess broad worldviews by staying well informed and self-directed in the use of information, and are able to distinguish fact from falsehood by processing and evaluating information, critically and with discernment according to purpose, audience, context and culture.

Creative inquirers

who explore and evaluate real-world issues and multiple perspectives as well as gather and synthesise information from diverse print, non-print and digital networked sources, so as to co-create knowledge and solutions in familiar or new contexts.




Speaking at P2

Show and Tell



Class and Group Discussions



Where is this place?
Who is this man?
What is he doing there?
How do you know?



I think ... because ...

State idea



Speaking at P2

Using Talk Moves to build communication skills



Pupils use CHAT sticks to learn conversation etiquette.

E.g. Turn taking, agreeing/disagreeing politely, adding on respectfully, etc.




Reading Programmes at P2

READ period – Genre Based Curriculum

Pupils learn about a new genre each month during the READ period. They also complete reader response activities each month.

How do you know if a book is a **biography**?



- ❖ Has **dates and places** about the person's experience
- ❖ Written in **past tense**
- ❖ **Events happened in the person's real life**



Adventure

Title: Harry Potter and the Sorcerer's Stone
Author: J. K. Rowling
Illustrator: Johny Dottle

Which is your favourite part of the book?
Draw it as a comic strip below!

Genre-based lesson on Biography

Writing at P2

- Comprehensive Writing Packages with a focus on Pre-writing strategies such as Five Senses



In this Writing Package, we will learn to:

- Describe our fear with sensory details



Descriptive writing is used for describing a person, place or thing to create a picture in the reader's mind.

It involves paying close attention to the details by using our five senses.



Which is your group's favourite food?
Put a tick below to indicate your group's favourite food.

			
Curry rice	Mee soto	Chicken rice	Spaghetti
<input type="checkbox"/>	<input type="checkbox"/>	<input type="checkbox"/>	<input type="checkbox"/>

How does it taste? What is the texture?

What is it made of?

Our Favourite Food:

Why do we like it?

Where can we buy it/ How can we make it?

4

Activity 2:




Explode the Moment

Now, let's try to explode some moments. Write them down below

Add some sensory details

After the fall, Emma took Mary to the sick bay. The school nurse consoled Mary as she cleaned the wound.

Now add the 5 senses! What does your character hear, see, smell, taste, and touch?

Describe Character Thoughts and Feelings

Mary slipped and fell with a loud thud! Her bowl of noodles spilled on the floor. Her friends were shocked.

Character Thoughts

Character Feelings

4

Holistic Assessment at P2

Speaking	Reading	Writing	Listening
<ul style="list-style-type: none">• Speak clearly to express their thoughts, feelings and ideas.• Build on others' ideas in the conversations or discussions respectfully.	<ul style="list-style-type: none">• Understand Primary 2 texts (e.g. STELLAR texts) and are able to identify the big ideas in the texts and recall sequence of main events• Read aloud Primary 2 texts (e.g. STELLAR texts) with accuracy, fluency and expression	<ul style="list-style-type: none">• Apply basic spelling strategies using knowledge about phonic elements and spelling rules.• Write short paragraphs to recount appropriately sequenced events, describe details, and use tenses and connectors accurately.	<ul style="list-style-type: none">• Listen attentively and identify relevant information.



Home Support

Listening

Vocabulary

Reading

Grammar

Speaking



Writing




Home Support – Writing (Penmanship)

Hold pencil with a light grip.

1. Thumb holds pencil.
2. First finger rests on top of the pencil.
3. Pencil rests against third finger.

Left hand



Right hand



ABC Handwriting Practice



Name: _____

Aa

Bb

Cc

Dd

Ee

Ff

Gg

Hh

Nn

Oo

Pp

Qq

Rr

Ss

Tt

Uu

Handwriting Instruction (a to z)

Aa to Zz

Look at the video and learn to write the upper case and lower case of all the letters of the alphabet.

Then, try practicing on the Writing Pad.

LESSON STATUS

UNCOMPLETED

ENTER

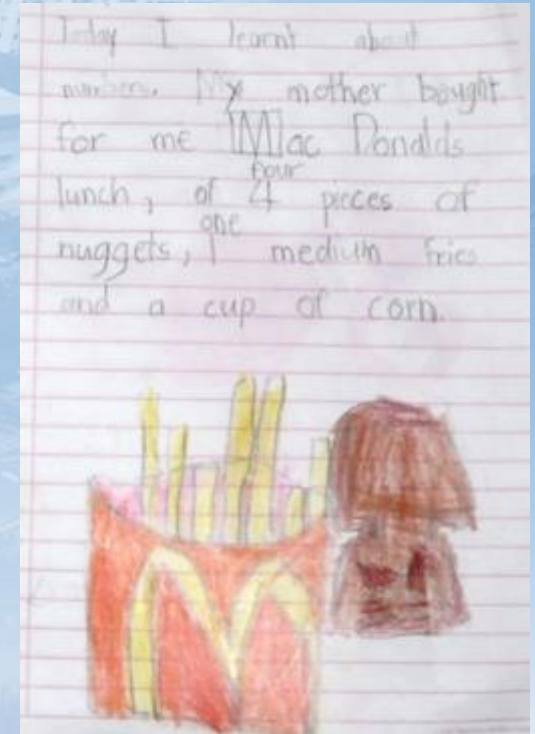
Home Support – Writing

Start Journal Writing!

Encourage your child to write down ideas, thoughts, feelings, or experiences in a journal every day. Provide a safe space for your child to express their thoughts.

Examples of Journal Prompts

1. What was your favourite thing about your day?
2. What is your favourite thing to do during the holidays?
3. Write about a funny or happy moment you shared with your friends today.



Home Support – Speaking

**Conversational
“Catch” and Daily
Conversations
(Conversation
Starters)**

**Show and Tell
[5W1H as prompts
and use of
sentence starters]**



Home Support – Speaking

Conversational “Catch”

Player 1 (Parent): Throws a ball while asking a question. “How’s school?”

Player 2 (Child): Catches and answers the question. But before throwing the ball back, he/she must ask another related question.



Home Support – Speaking

Daily Conversations

Encourage your child to be more comfortable in sharing his/her thoughts



Home Support – Speaking

Show and Tell

Select an item (e.g. your child's favourite new toy) and prompt the child to talk about the item using the **5W1H questions**



Home Support – Reading

Choosing a good book is important

5 FINGER RULE

What To Do: Pick a book. Open the book to any page. Put one finger up for each word you don't know.

- | | |
|-----|----------------|
| 0-1 | Too Easy |
| 1-2 | Perfect Choice |
| 4 | Give It A Try |
| 5+ | Too Hard |

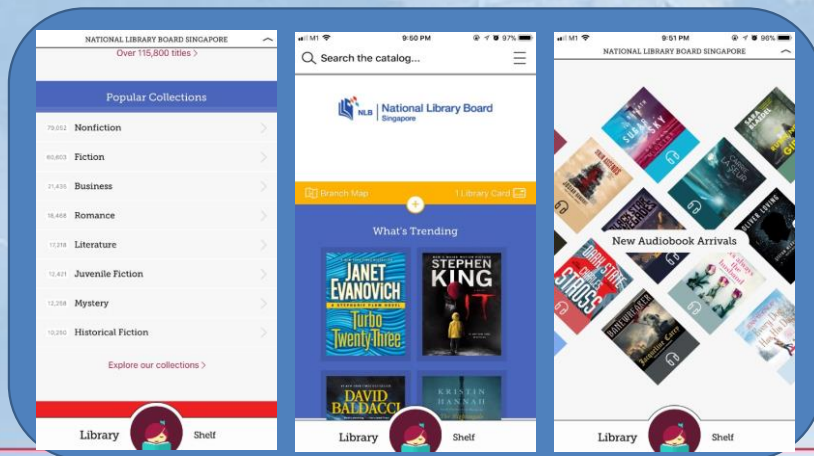
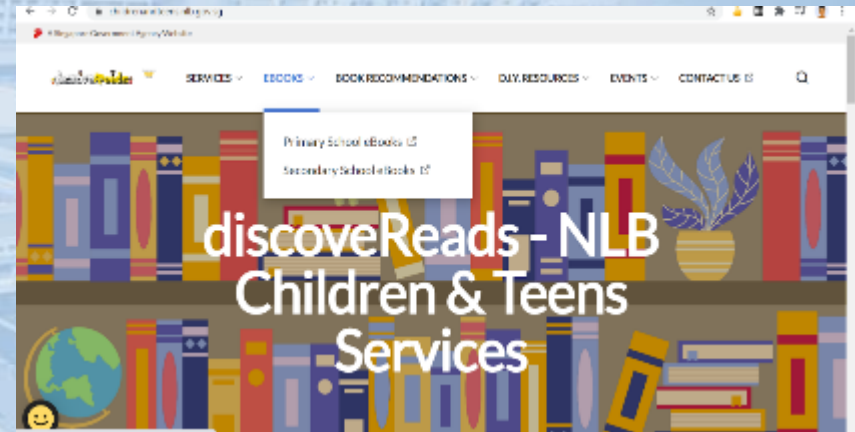


How can we choose the right book?




Home Support – Reading

Platforms to get access to E-books:



Home Support – Reading

Word Attack Strategies on YouTube Kids



Word Families 1 | -at, -am, -an, -ad
| Phonics CVC Words for...



Awesome Alphabet | Phonics for
Kids - Learn To Read |...



Phonics Song with TWO Words - A
For Apple - ABC Alphabet Songs...



Phonics Song 2



One Syllable Words | Phonics for
Kids - Learn To Read |...



Meet the Phonics - Letter Sounds
(FREE) | Preschool Prep Company



Phonics Song | ABCD Rhymes for
Children | A is for Apple | ABC...



Phonics - Learn to Read | Letters
S, T, U | Alphablocks

Home Support – Listening

YouTube Kids





<p>Too Much Glue(Read Aloud) Storytime by Jason Lifebvre *Mi...</p> <p>The Three Little Pigs - Read aloud in fullscreen with music and...</p>	<p>The Detective Dog by Julia Donaldson. Children's story...</p> <p>THE GREAT PASTA ESCAPE read aloud – A Funny Children's pictur...</p>	<p>That's Not My Name! - Kid Books Read Aloud - Bedtime...</p> <p>Kids Book Read Aloud: CREEPY CRAYON by Aaron Reynolds and...</p>	<p>Kids Book Read Aloud: STICKS by Diane Alber</p> <p>MY BIG SHOUTING DAY! KIDS BOOKS READ ALOUD REBECCA...</p>
<p>This Book is PERFECT!</p>	<p>WHERE DOES KITTY GO IN THE RAIN?</p>	<p>One by Kathryn Otoshi</p>	<p>DONUTS THE HOLE STORY</p>

Home Support – Vocabulary


Review the Word Study Lessons

What sound does this vowel team make?

ai




Primary 2 English
Unit 5
Word Study 1
Syllables



What is a syllable?
A syllable is a part of a word. It usually has a vowel in it.
e.g. flower is made up of 2 syllables:

Syllable 1 Syllable 2
flo wer

How many syllables are there in each word?
Write each syllable.



It helps to clap when you read each syllable!

Word	Syllable 1	Syllable 2	Syllable 3	How many syllables?
garden				
leaf				

Home Support – Vocabulary

Look Say Cover Write Check

LOOK 	Look at the word. How many parts are there? What are the tricky bits? Can you find any spelling patterns?
SAY 	Say the word to yourself. Break the word into syllables. How many parts are there? What sounds can you hear?
COVER 	Cover up the word so you cannot see it. Picture the word in your mind.
WRITE 	Write down the word, remembering how it sounds and what it looks like.
CHECK 	Check to see if it is correct. Tick the letters you got correct. Write the word correctly if you made any mistakes.

It is a multi-sensory approach that involves looking, speaking and the kinesthetic activities of covering and writing.

When learning vocabulary using the method, it involves:

- **Look** at the written word
- **Say** it out loud
- **Cover** it with the hand
- **Write** it in the next column
- **Check** to see that you have remembered it correctly



Thank you 😊

