



Information & Communications Technology (ICT) @ Yuhua Primary School

Photos of unmasked activities were taken prior to Heightened Alert

Yuhua Primary School

Growing our Hearts and Minds



ICT in Curriculum

self-directed

personalised

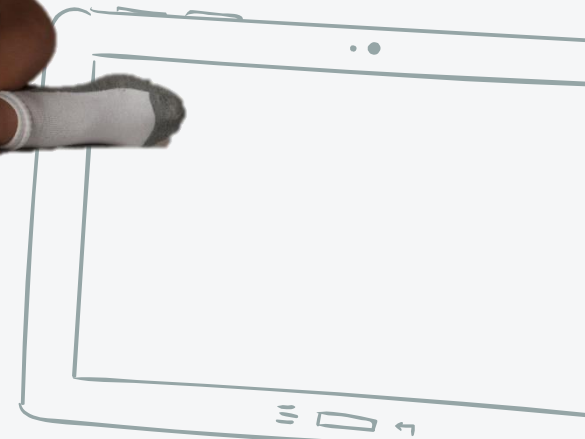
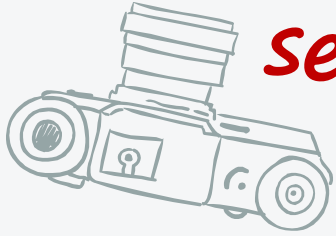
connected

content

peers

teachers

community



Future-ready digital learners

self-directed


connected

responsible



ICT experiences

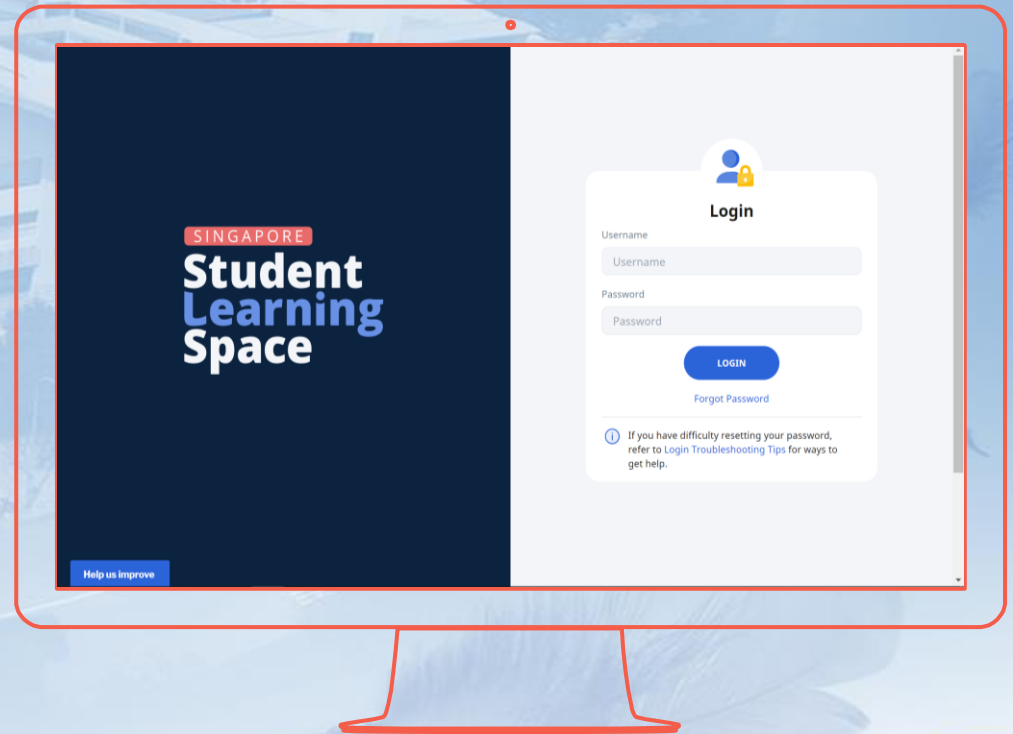
- **FLIGHT**
- Tech Play 1 2 3
- **InnoMake**
- Code for Fun
- **Cyberwellness Program**
- Planned Home-based
- **CCA, ICT Club**



Key ICT Platforms for Learning - SLS

Student Learning Space

- ✓ Online learning platform with tools and curriculum-aligned resources
- ✓ Complements classroom teaching & learning



Key ICT Platforms for Learning - SLS

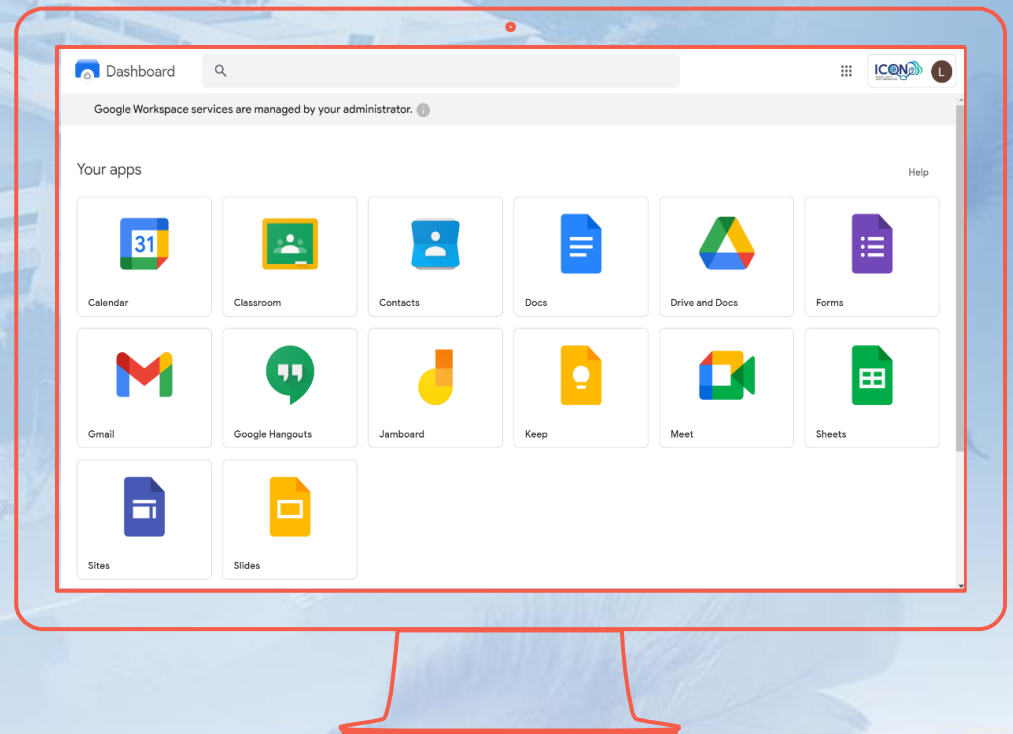
Mandatory account activation for all P1s

- **3 Jan to 20 Jan**
- **First time login with:**
 - Username (letter 3 Jan)
 - OTP (PG/email 30 Dec)
- **Include valid email address** (for password reset)
- **Simple password**
 - Able to type on his/her own
 - Able to remember by heart (preferably)

Key ICT Platforms for Learning – Student iCON

Student iCON

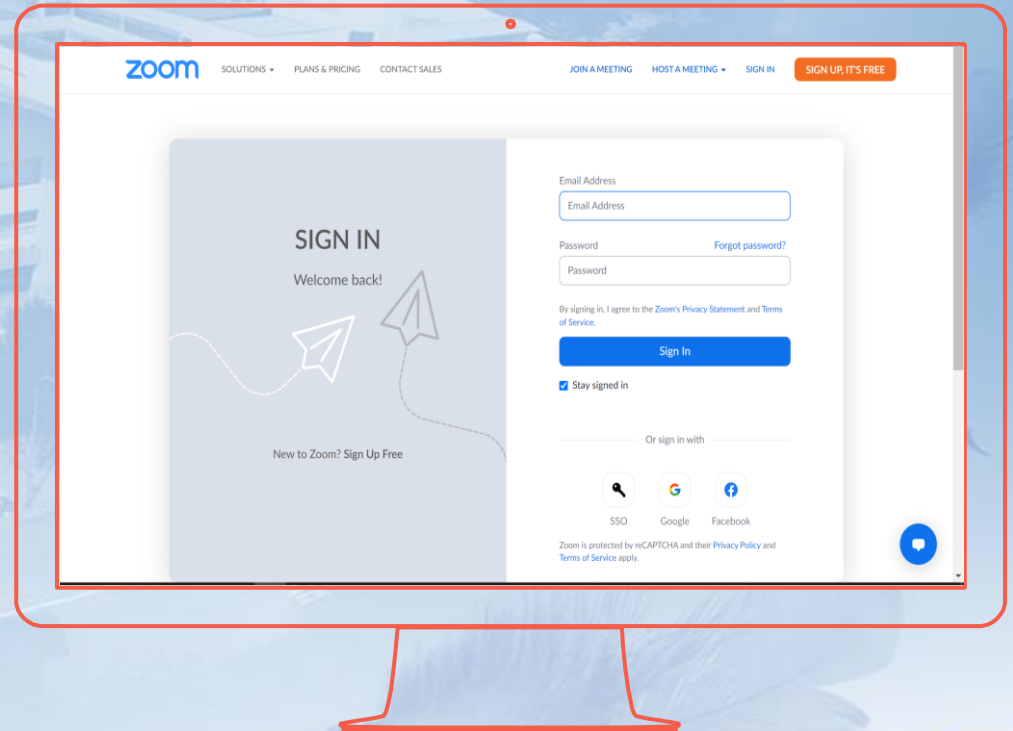
- ✓ Google workspace for education
- ✓ G-Suite apps including Gmail, Classroom, Drive, Docs and Slides
- ✓ _____@students.edu.sg
- ✓ activation in Feb 2023



Key ICT Platforms for Learning - Zoom

ZOOM

- ✓ primary video-conferencing tool
- ✓ @students.edu.sg
- ✓ activation in Feb 2022



Key ICT Platforms for Learning

MOE's Centrally Provisioned Digital Tools

- **Google, Zoom and Microsoft Pro Plus**

Parental consent required via:

- **Parents Gateway (3 Jan)**
- **Respond by 20 Jan 2023**

ICT Readiness Survey

Parental response required via:

- Parents Gateway (4 Jan)
- Respond by 20 Jan 2023

Key ICT Platform for Communication



Parents Gateway

Yuhua Primary School

Growing our Hearts and Minds



SLS Account Activation

Step 1) Access SLS from <https://learning.moe.edu.sg>

SINGAPORE


Student
Learning
Space



Login

LOGIN WITH SLS

LOGIN WITH MIMS

 If you have difficulty logging in or would like to apply for a new MIMS account, please refer to [Accounts and Login Troubleshooting](#) for more information.

SLS Account Activation

Step 2) Select “**LOGIN WITH SLS**”.

SINGAPORE

Student
Learning
Space



Login

LOGIN WITH SLS

LOGIN WITH MIMS



If you have difficulty logging in or would like to apply for a new MIMS account, please refer to [Accounts and Login Troubleshooting](#) for more information.

SLS Account Activation

Step 3a) Type in **SLS Username** and **SLS Password**

Please refer to the letter containing your child/ward's SLS login ID and type it in here.

Back to Main Login Page

Users should use their SLS Username and Password to login.

SLS Username

SLS Password


LOGIN

Forgot Password

1 COU	77px5h8n
1 DIL	c22pj6bt
1 GRA	26d46dja
1 HON	uaffpjg5
1 JOY	5a4uzhxx
1 KIN	tdmp7htd
1 UNI	bjbrfe7q

SLS Account Activation

Step 3b) Click “**CONTINUE**”



Advisory Note

Welcome to the Singapore Student Learning Space (SLS) website. Please refer to the SLS [Terms of Use](#) and [Privacy Statement](#) before proceeding.

Let us all use the SLS responsibly.

CONTINUE

SLS Account Activation

Step 4) Change Password

STEP 1 / 3

Change Password

Password Requirements

Password should contain at least 12 characters or more using a combination of letters and numbers.



New Password

.....



Confirm Password

.....



SUBMIT

Important:

- Password should be easily remembered by you and your child.
- Avoid capital letters and symbols.
- Record the password securely in your child/ward's school handbook.

SLS Account Activation

Step 5) Indicate Password Reset Email Address

STEP 2 / 3

Password Reset Email Address (Optional)

Email Address Guidelines

A verification code will be sent to the email address provided. If you do not get an email, check your spam/junk mail folders and check that the email address has been keyed in correctly.



Email Address

SAVE

SKIP

Important:

- Please ensure that you have keyed in an active email address.
- A verification code will be sent to this email address.

SLS Account Activation

Step 6a) 2-factor authentication

Send Verification Code

To confirm your email address, a verification code will be sent to your email address for 2-factor authentication

CANCEL

PROCEED

Important:

- Code is only valid for 10 minutes.


SLS Account Activation

Step 6b) 2-factor authentication

Verification Code ×

Key in the verification code received in your email.

Verification Code

Please wait for  01:55 before using the Regenerate Code option.

CANCEL **PROCEED**

- **Retrieve 6-digit code from email.**
- **Key in the code.**
- * **The code is only valid for 10 minutes.**

SLS Account Activation

Step 7) Answer 3 Security Questions

What is your favourite animal?

What is your favourite colour?

What is your favourite sport or hobby?

SUBMIT

Important:

Answers to these questions must be provided when performing a password reset in future.

Your answers must be less than 50 characters.

You cannot use the same answer for more than 1 question.

Choose answers which are easy to remember.

Use lower case only.

SLS Account Activation

You have successfully activated your child/ward's SLS account when you see his/her name on this page.

The screenshot displays the Student Learning Space (SLS) interface. At the top left, the logo for SINGAPORE Student Learning Space is visible. A welcome message "Welcome back, RAINEE TEO!" is highlighted with an orange box. Below this, there are three main navigation buttons: "MOE Library" (red), "My Drive" (blue), and "User Guide" (teal). The main content area is divided into "Class Groups" and "Assignments". Under "Class Groups", three items are listed: "Introduction to SLS", "Introduction to YHPS programmes", and "#hello 2023 (survey available from 4-20 Jan)". These items are highlighted with an orange rounded rectangle. To the right, the "Recent Announcements" section shows two announcements from the SLS Administrator. At the bottom right, there is a "Need Help?" button.

SINGAPORE Student Learning Space

Welcome back, **RAINEE TEO!**

MOE Library My Drive User Guide

Class Groups Assignments

Introduction to SLS

Introduction to YHPS programmes

#hello 2023
(survey available from 4-20 Jan)

Recent Announcements

Having trouble finding your holiday assignments?
SLS Administrator
29 Dec 2022 01:34 PM

Say Hello to SLS Release 18!
SLS Administrator
02 Dec 2022 09:00 AM

Hooray!
You are up-to-date with all Announcements.

Need Help?

NEU PC Plus Programme

Together with industry and community partners, IMDA has enhanced the NEU PC Plus programme to make digitalisation more accessible for students.

- **Subsidized personal computer ownership (*income criteria applies*)**
- **More information & application forms:**
<https://www.imda.gov.sg/neupc>
- **Submission of application forms through school**

Individual Student Details Report (ISDR)

Physical copy issued to parents on 3 Jan (in envelopes)

- Or via child/ward from 4 Jan
- Submit to FT by 20 Jan 2023

✓ **Verification of student and parent details**

- Add on or amend to update

✓ **Medical declaration**

- Include details relating to medical conditions, allergies, etc
- Nil reply is necessary

“Technology opens the door to the world.
It’s up to us to walk through it in
a *meaningful* and *respectful* way.”

