

P1 Orientation 2024



Yuhua Primary School

Growing our Hearts and Minds



Welcome to Primary One!



Positive School Experiences



Primary Education

- Lay a strong foundation
- Nurturing well-rounded individuals and passionate lifelong learners
- Providing learning opportunities that recognise their strengths and develop their full potential
- Preparing our children for the future



How can I prepare my child for Primary 1?

- Teaching your child to relate to others
- Helping your child to develop good habits
- Nurturing positive learning attitudes
- Creating a conducive learning environment at home




SCHOOLBAG
THE EDUCATION NEWS SITE

HOME EDUCATION FEATURES TEACHERS' DIGEST MULTIMEDIA FAQ

Home > Put the books down! 6 skills your child really needs for P1

Put the books down! 6 skills your child really needs for P1

14 JUN 2021



MOE Stock Image (*Photo taken before COVID-19)

Like 1.7K Tweet Share 8

Mastering the ABCs is well and good but having seen 29 years of children enter primary school through her doors, Mrs Marjorie Seek of CHIJ Katong Primary observes that these six soft skills are even more essential in preparing students for primary school.

Guide your child to pack his/her school bag daily



Packing List for First Week of School

P1 Packing List (Items to be collected by the teacher and kept in the classroom)	
Thurs, 2 Jan 2025	<ul style="list-style-type: none"> ▪ 2 Subject Files (Blue) – English ▪ 1 Subject Ring File – Light Blue (English) ▪ 1 broad-lined Exercise Book (for English Language) ▪ Report Book
Fri, 3 Jan 2025	<ul style="list-style-type: none"> ▪ Mathematics Activity Book (1A) ▪ 1 Subject File (Red) - Mathematics ▪ 1 Subject Ring File (Red) with 20 pockets (Mathematics) ▪ <i>My Portfolio</i> Folder
Mon, 6 Jan 2022	<ul style="list-style-type: none"> ▪ Social Studies P1 Activity Book ▪ My Physical Education Journal P1 ▪ Character and Citizenship Education (Form Teacher Guidance Period) P1
Tue, 7 Jan 2022	<ul style="list-style-type: none"> ▪ Mother Tongue Books (1A) ▪ Character and Citizenship Education P1 (CL/ ML/ TL) ▪ Purple File with 10 Sheet Pockets – for Mother Tongue ▪ 1 Big Square/ Broad Line Exercise Book (CL/ ML/TL)
Wed, 8 Jan 2025 onwards	<ul style="list-style-type: none"> ➤ Pack according to the <u>Class Timetable</u> (to be given by the Form Teacher) ➤ Art Teachers will inform students which art materials to be brought for Art lessons.

Please **label all** your child's books and personal items with their **names only.**

Their classes will only be firmed up after the first week of school.

For the other school weeks, children are to pack according to the Class Timetable.

Snack Break & Recess Timings




Snack Break Time is at 9 am or 12 pm (10 mins in class).

P1 recess timing is from 9.30 am to 10 am (30 mins in the canteen).

Every class has a ***Clean-Up Time*** at 12.30 pm.

How much pocket money to bring?



Refer to the canteen prices listed on the **School Website** under **‘General Information’ > ‘Canteen Food List’**

[The food prices will be updated before the start of school.]

On average, **about \$2.50 (with fruit) for each recess** should be sufficient.

P1 Recess Buddies



Student buddies (P4), teachers and our PSG are ready to help our P1 students develop good recess routines.

School Uniform

We encourage all students to come in their full school uniform on **Mondays for Assembly.**
(Without bows & ties)

But if they also have PE lessons scheduled on Mondays, they can also report in their PE attire.
(See next slide)



On days with PE or PAL lessons



Before PE



During PE

Inappropriate Hairstyles for School



All Yuhualites should have short, neat hairstyles with black or dark blue hair accessories. Also, only simple stud earrings for girls.

Refer to the Student Handbook that will be given to all students for more information.

Get to school on time – Be Punctual!



Start of First Teaching Period.



All students are to **seated by 7.40 am**
in the hall or in their classrooms.

Ensure your child has sufficient sleep every night. Practise good sleep hygiene habits at least 3 weeks leading to start of school.

At 5 to 11 years, children **need 9 to 11 hours** of sleep every night.

School Gates



Gate 1

- Front of School
- Near Security Post
- Operate throughout the day



Gate 5

- Side of School
- At carpark, next to HDB Block 250
- Operate at arrival and dismissal times

Dismissal for 1st week of P1

1st 3 Days of P1



Gate 1
(Main gate, front of school)

4th day onwards
- Both gates



Gate 5
(Side of school, at HDB carpark
near to Block 250)

Dismissal for 1st week of P1

Day 0	Thur, 2 Jan	<p>Special P1 First Day of School (FDOS) programme</p> <ul style="list-style-type: none"> School hours: 8 am to 12 pm Parents are expected to join in the FDOS programme.
1 st 3 days	<p>Fri, 3 Jan Mon, 6 Jan Tue, 7 Jan</p>	<p>P1 Dismissal from Front Gate (Gate 1) only, from 1 pm</p> <ul style="list-style-type: none"> OG 1 & OG 2 - Dismissal at 1.00 pm OG 3 & OG 4 - Dismissal at 1.05 pm OG 5 & OG 6 - Dismissal at 1.10 pm OG 7 - Dismissal at 1.15 pm Students taking the school bus will wait at the School Foyer.
4 th day onwards	Wed, 8 Jan onwards	<p>From 8 Jan onwards, revert to usual dismissal arrangement. P1 students will be dismissed based on information provided by parents in the Dismissal Form at 1.25 pm from:</p> <ul style="list-style-type: none"> Gate 1 Gate 5 School Bus (Students to wait at School Foyer)


P1 School Dismissal Arrangement Form

Dismissal Arrangement Form*	
(Effective from <u>Wed, 8 Jan 2025</u>)	
<input type="checkbox"/>	Gate 1 (Front Gate, next to the Security Post) <ul style="list-style-type: none">Name of person fetching my child : _____Relationship to Child: _____Contact Number: _____
<input type="checkbox"/>	Gate 5 (Side Gate, beside HDB Carpark, next to Blk 250) <ul style="list-style-type: none">Name of person fetching my child : _____Relationship to Child: _____Contact Number: _____
<input type="checkbox"/>	School Bus <ul style="list-style-type: none">School Bus Number: _____
<input type="checkbox"/>	ACE@WORK Student Care Centre (Within School)
<input type="checkbox"/>	Other Student Care Centre <ul style="list-style-type: none">Name of Centre : _____

To be submitted to the Form Teacher by **Fri, 3 Jan 2025** for parents who are not on PG yet.

Parents can also submit this information in an online form which will be sent via PG, latest by 3 Jan 2025.

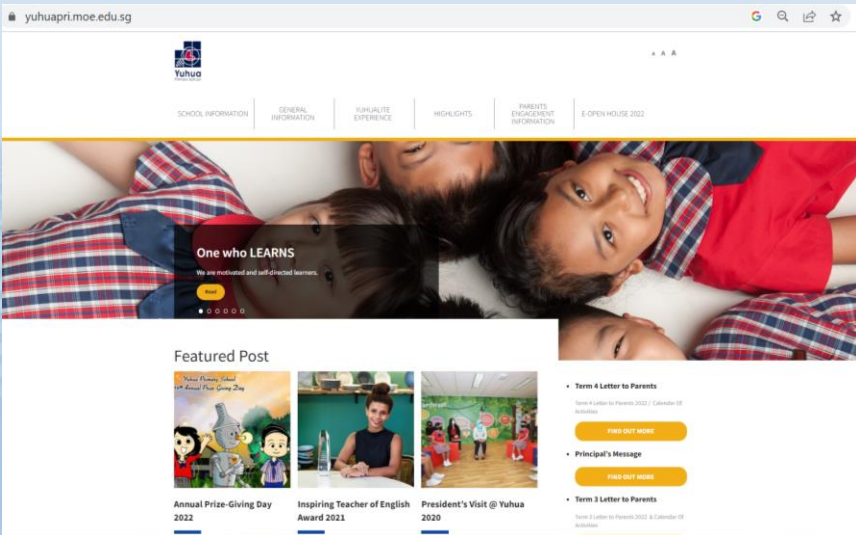
Communicate with the School



- Use the **Student Handbook** to make a note for the teacher(s)
- **Call the General Office** at 6560 5062 to make an appointment with the teacher(s), if urgent
- **Email** the teacher(s) & allow for 3 school days for response
- Check the **Parents Gateway (PG) App**



Parents – Our Partners in Education



Our School Website

<https://yuhuapri.moe.edu.sg>



Our School Facebook Page

<https://www.facebook.com/yuhuaprimarieschool>



Our School Instagram Page
Search 'yuhuaprimarieschool'

Stay connected and be involved with what is happening in school!

Yuhua Primary School

Growing our Hearts and Minds



Home-School Partnership

Our children do best when schools and parents work hand in hand to support them.



Help your child succeed in life

Our children do best when schools and parents work hand in hand to support them. Here are some tips to make this happen...

Work with the school to know and support your child

- Have regular conversations with teachers in both academic and non-academic areas – this will help you better guide your child's development.
- Check the teachers' preferred mode of communication – they are not required to share their mobile numbers.
- Understand that teachers may not be able to respond to your queries immediately.

Help your child relate to others

- Work with the teachers to help your child respect differences and resolve disagreements amicably.
- Let the school verify the facts in any incident before taking action to ensure a fair, objective outcome for all parties.

Help your child develop good habits

- Create a conducive home environment for your child to enjoy reading and to finish his/her homework by himself/herself.
- Encourage your child to live a healthy, balanced life with time for sleep and play.

Help your child manage himself/herself

- Guide your child in managing his/her time.
- Encourage your child to help out with household chores.

Our children succeed when parents and schools work hand in hand.

Ministry of Education Singapore

A central illustration shows a green path winding through a yellow background. The path is shaped like a large letter 'S'. Along the path, there are various icons and scenes: a child reading, a child at a desk, a child playing, a child with a book, and a child with a parent. The path leads from the bottom left towards the top right, symbolizing a journey or path to success.

Join PSG - Our Parent Support Group

The PSG consists of a group of dedicated parents who partner the school to support fellow parents in nurturing their children.

It is a platform for parents to network, share, learn and support each other in this parenting journey.



Thank You

See you next year on

Thur, 2 Jan 2025

P1-First-Day-of-School

8 am to 12 pm

