


A Parents' Guide to **STELLAR: Strategies for English Language Learning and Reading**

A new English Language Curriculum for Primary Schools in Singapore

The **STELLAR** Vision

- Children who love reading and
- Have a strong foundation in the English Language



How a **STELLAR** lesson looks like...



1. Shared Reading Experiences

Children read a storybook with their teacher and engage in oral discussions with their teacher and peers.

2. Shared Writing Experiences

The teacher models writing using children's language. Children engage in writing together and independently.


3. Language Use Activities in Learning Centres

The teacher prepares mini lessons based on specific needs of children to prepare them for reading & writing activities; e.g. grammar, vocabulary, word recognition, decoding skills, spelling etc.

EACH STELLAR UNIT:

Reading

Listening




Vocabulary

Grammar

Oracy /
Speaking

EACH STELLAR UNIT:



P1 TERM 1 UNIT 1: DAN THE FLYING MAN

Name: _____ Handwriting LS1.4

Class: _____ Date: _____

WALT: write the letters Ll, Ii, Tt and Vv correctly.






P1 TERM 1 UNIT 1: DAN, THE FLYING MAN

Name: _____ Vocabulary LS1.1

Class: _____ Date: _____

We Are Learning To (WALT): read and spell words.

(A) Draw a line to match each word on the left to the correct picture on the right. Colour the pictures.

1.	house	
2.	bridge	
3.	flowers	
4.	mountains	
5.	trees	

P1 TERM 1 UNIT 1: DAN, THE FLYING MAN

Name: _____ Grammar LS1.3

Class: _____ Date: _____

WALT: identify and use linking words in sentences.

(A) Read the sentences. Put a tick (✓) in the box next to the sentences that are correctly formed. Put a cross (X) in the box next to the sentences that are not correctly formed.

Example:

He is my father.

The ruler very long.

1. I tired.


2. A cow is an animal.

3. Some ants red.

4. My best friend angry at her baby brother.

5. The yellow ball is in the kitchen.

Each **STELLAR** Unit includes...

- Development of the four language skills:
 - Listening
 - Speaking
 - Reading
 - Writing
- 

ELS 2020 aims to create...

Empathetic communicators

who possess the values, dispositions and skills to listen actively to different perspectives; communicate confidently, effectively and sensitively while collaborating with others to work towards shared goals; and balance an appreciation of the Singapore spirit with multi-ethnic and multicultural sensitivities.

Discerning readers

who possess broad worldviews by staying well informed and self-directed in the use of information, and are able to distinguish fact from falsehood by processing and evaluating information, critically and with discernment according to purpose, audience, context and culture.

Creative inquirers

who explore and evaluate real-world issues and multiple perspectives as well as gather and synthesise information from diverse print, non-print and digital networked sources, so as to co-create knowledge and solutions in familiar or new contexts.

Speaking opportunities

Show and Tell



Poetry Recitation



Group Discussions





Speaking @ Yuhua

1. Using Talk Moves to build communication skills

Pupils use CHAT sticks to learn conversation etiquette.

E.g. Turn taking, agreeing/disagreeing respectfully, etc.



Speaking @ Yuhua

2. Tapping on the opportunities provided by technology to have group discussions.



Pupils are given opportunities to have discussions via zoom during HBL.

Read @ Yuhua

1. READ period – Genre Based Curriculum

Pupils learn about a new genre each month during the READ period.

They also complete reader response activities each month.

In a mystery, you may find...



Clues



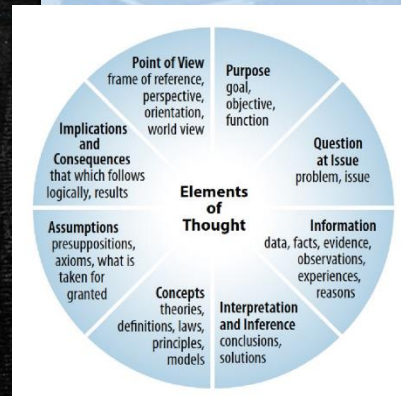
Suspicious character



Something missing



Spy/ detective



Adventure

Title: Harry Potter and the Sorcerers Stone
Author: J.K Rowling
Illustrator: John Riddle

Which is your favourite part of the book?
Draw it as a comic strip below!

Level 1

Read @ Yuhua

1. Reading activities by School Library



Using language games/activities to develop language skills

How can you support your child's learning at home?

Strategies/Activities to build up speaking skills

**Conversational “Catch” and
Daily Conversations**

Role Play

Show and Tell

[5W1H as prompts]

1. Conversational “Catch”

Player 1 (Parent): Throws a ball while asking a question. “How’s school?”

Player 2 (Child): Catches and answers the question. But before throwing the ball back, he/she must ask another related question. (“Good! Guess what I did for Art class?”)

Your child understands the back-and-forth nature of conversations and feels comfortable starting and continuing conversations.

2. Role Play

You and your child can act out an interesting segment of a book/cartoon/movie.

It is a powerful way for children to learn the ways of effective communication as they develop self-confidence, creative imagination and expression.



3. Show and Tell

Select an item (e.g. your child's favourite new toy) and prompt the child to talk about the item using the **5W1H** questions.



We hope you find these strategies and activities useful. Have a good time trying them out with your child. :)

THANK YOU