

Home-Based Learning

Don't Worry, Be Steady!

For parents of Primary and Lower Secondary students


Parent Kit

PART

02

Missed our last issue?

[Click here](#) for Part 1 of Parent Kit on Home-Based Learning



Ministry of Education
SINGAPORE

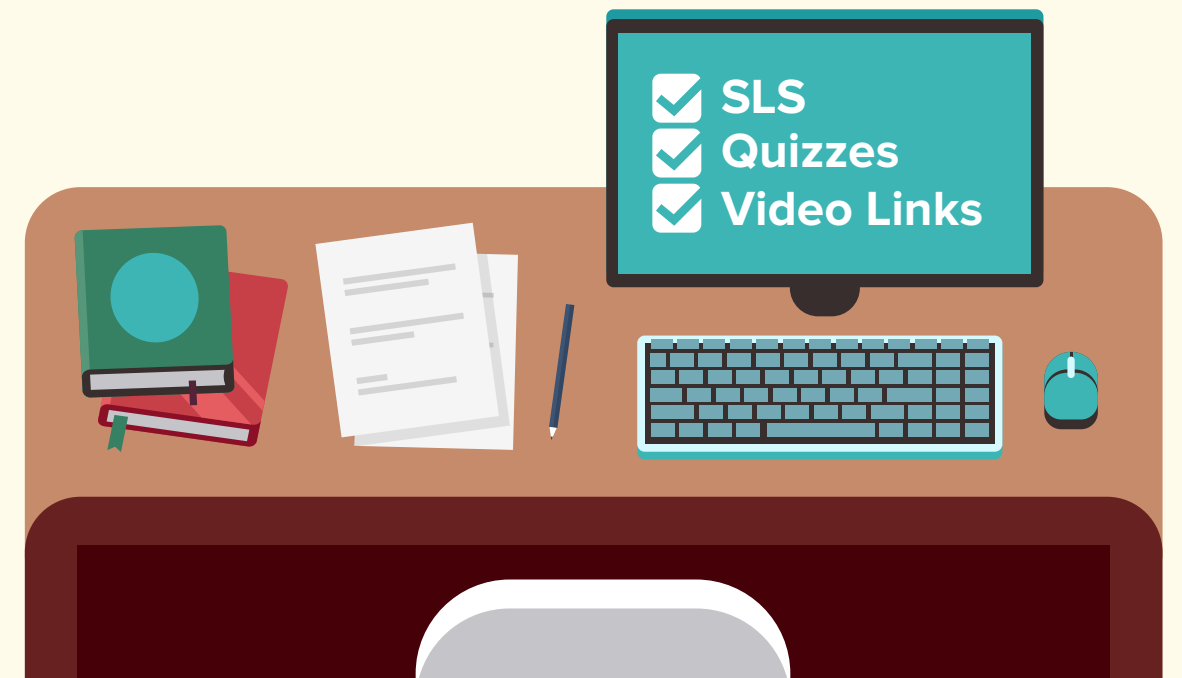
What is Home-Based Learning?

(for those who are still puzzled...)

HBL ≠ e-learning

HBL is a plan to help students learn from home. It can comprise a mix of online and offline modes of learning, such as:

- E-learning (e.g. online assignments through the Student Learning Space (SLS) or other online learning platforms, online quizzes and games, and “live” lessons through video conferencing)
- Emails (e.g. notes, worksheets and resources such as links to videos and articles through emails)
- Hardcopy Assignments (e.g. worksheets, textbooks, workbooks and coursenotes)



Schools will use a blend of online and offline lessons to ensure that your child has a break from screen time. "Live teaching" is only one form of teaching and learning. Too much of it can increase screen time, and reduce self-directed learning which is an important skill for students.

How do I keep track of my child's progress?

Teachers will use a variety of ways to assess your child's progress, and provide you with timely feedback.

You can continue to support your child's learning by:

- Using the teacher's feedback or comments on assignments and daily work to learn about your child's strengths and areas for improvement
- Affirming your child in areas he/she has done well on, and sharing ideas on how he/she can improve on the areas identified by the teacher
- Encouraging him/her to check-in with his/her teachers if or when help is needed

If needed, you can also email your child's teacher for clarifications.



National examinations such as PSLE and 'O'/'N'/'A' levels will proceed as these are major milestones for our students. MOE will ensure that your child is not disadvantaged (e.g. if curriculum time cannot be fully recovered, certain topics will be removed from the examinations).

Here are more quick tips to support your child:

TIP #1:




**Create
Physical
Space**



Everyone in the family is now learning or working from home.

How can I ensure the environment remains conducive for my child to learn?



Discuss and decide on the various areas at home for learning, working, resting and bonding together. For instance, your child could do his/her HBL at the dining table while you work in the living room.

Set up your respective areas as a family.

Here are more quick tips to support your child:

TIP #2:



**Create
“Digital”
Space**



**1 laptop, 3 children having HBL.
How do I manage?**



There might not be a need to get more devices.
Try these:

- Find out the different lessons and tasks assigned to your children
- Get them to prioritise these lessons/tasks based on urgency and importance
- Together, work out a schedule to decide who uses the device at what time



Your children can use Wi-Fi-enabled mobile phones for online lessons that involve video conferencing! Free up the laptops and tablets for assignments and SLS lessons that are easier to access on these larger devices.

Here are more quick tips to support your child:

TIP #3:



Create Routines



Now that I work from home, my child keeps asking me for help. I don't want to hurt his feelings by shutting him out, but I have work commitments too. Help!



It is natural for your child to approach you for help, but there are ways you can make this more manageable for yourself. Try these!

- **Set Ground Rules with your child** – For instance:
 - Exercise responsibility (e.g. follow the timetable, no TV/online games until assignments/tasks are completed)
 - Be respectful (e.g. when someone is engaged in a “live” lesson or teleconference, don't interrupt)
 - Set boundaries (e.g. what does your child need to seek permission on, when should your child approach you)

TIP #3:



Create Routines

- **Draw up a family timetable together** – Mark out the timeslots that each family member is busy and/or going “live” (for lessons or teleconferencing). This allows the family to know when they have to give privacy.



Try to start and end work at your usual office hours. We know it is easy to get carried away when working from home. Use the time saved from travelling to create new experiences with the family!

- **Agree on Check-in Slots** – Agree on structured time (e.g. 10 min per hour) for your child to seek your help or advice (e.g. requesting for snacks, logging on to devices). This will help you juggle your work, while supporting your child.



As your child gets used to the routines, he/she will come to you at the appropriate times.

Here are more quick tips to support your child:

TIP #4:



Create an Independent Learner



How can I help my child learn more independently?

You can consider these:

- Create a space (online or hardcopy) for your child to note down questions and encourage him/her to find out the answers from his/her classmates and teachers. Make the relevant contact details of the teachers easily available for your child.
- Guide your child to search for answers on his/her own (e.g. through the SLS MOE library).
- Encourage your child to share his/her learning with you daily.



At the end of the day, let your child know that it is ok not to get the right answers all the time – what matters is that he/she has put in his/her best effort!

Here are more quick tips to support your child:

TIP #5:



Create Moments



I will be spending much more time with my child at home, what if we run out of things to talk about and do?



Use this opportunity to bond with your child. Try these activities together:

- Start a new hobby
- Prepare a meal for the family
- Keep your home clean and conducive to family life



Continue to have conversations with your child. You can even check-in with him/her on the latest trends and happenings, and what they are interested in!

TIP #5:



Create Moments

Your child may be anxious about this disruption to his/her usual schedule. Remember to:

- Pay attention to his/her feelings
- Encourage him/her to share, and listen to his/her worries and concerns
- Let him/her know it's normal to feel worried and anxious in stressful and uncertain times
- Guide him/her to be positive (e.g. encourage him/her to reflect on his/her successes, and things he/she is thankful for)



[Click here](#) for more resources on how you can build your child's resilience!



Home-Based Learning


Don't Worry, Be Steady!

We hope the tips are useful for you as you guide and support your child during this Full HBL period. Let's remind one another to exercise social responsibility and take staying home very seriously.

Protect your loved ones - Stay home, Stay safe.

Want more Parent Kits?

[Click here](#) to tell us what you'd like to see – about HBL and beyond!



Ministry of Education
SINGAPORE